

Activity/Worksheet: Native Bird Watch

Location/Length of Time: Saginaw Children's Zoo, 30 minutes – 1 hour

Grade Levels: K-2

Standards/Assessment Anchors:

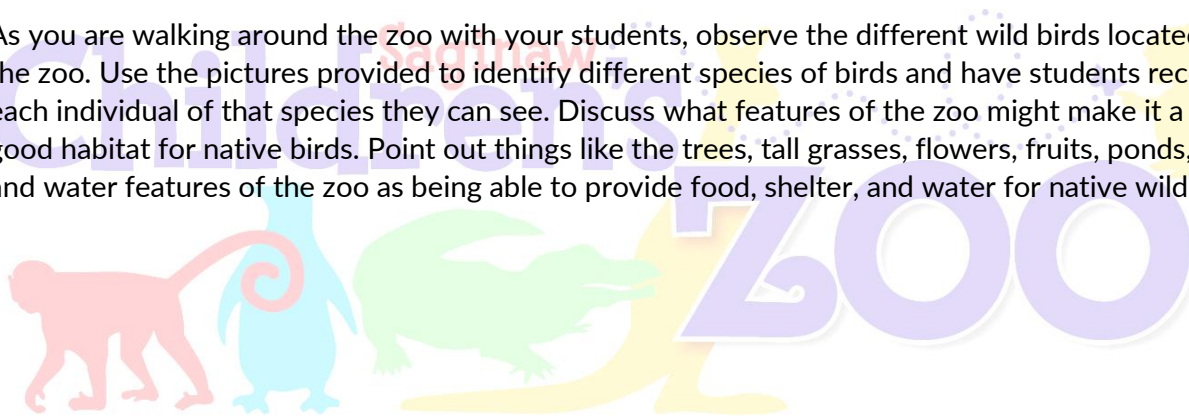
- LS1.C
- ESS3.A
- K.CC
- 1-LS3-1

Materials Needed:

- 1 Native Bird Watch print-out page per student or small group of students
- 1-3 Bird ID print-out pages
- 1 writing utensil (pencil, colored pencil, crayon) per student or small group of students

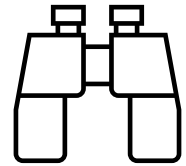
Instructions

As you are walking around the zoo with your students, observe the different wild birds located in the zoo. Use the pictures provided to identify different species of birds and have students record each individual of that species they can see. Discuss what features of the zoo might make it a good habitat for native birds. Point out things like the trees, tall grasses, flowers, fruits, ponds, and water features of the zoo as being able to provide food, shelter, and water for native wildlife.



## Native Bird Watch!

The zoo is a home to many different animals from all over the world! You can see kangaroos from Australia, monkeys from South America, and tortoises from Africa. The zoo also provides a home or rest stop to many native animals. As you are walking around the zoo, look out for these birds and count how many you can find. Make a tally mark for each bird. The Bird ID worksheet can be used to help identify birds. Then answer the question below.



Bird	Number Observed
Mourning Dove	
	Total:
Blue Jay	
	Total:
American Robin	
	Total:
Northern Cardinal	
	Total:
Mallard Duck	
	Total:

All animals need **food**, **water**, and **shelter** to live. What things did you see around the zoo that make it a good place for birds to live? List them here, and discuss with your teacher:

## Native Bird ID



**Mourning Dove**



**Blue Jay**



**Northern Cardinal**



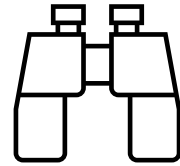
**American Robin**



**Mallard Duck**

## Native Bird Watch! - Sample

The zoo is a home to many different animals from all over the world! You can see kangaroos from Australia, monkeys from South America, and tortoises from Africa. The zoo also provides a home or rest stop to many native animals. As you are walking around the zoo, look out for these birds and count how many you can find. Make a tally mark for each bird. The Bird ID worksheet can be used to help identify birds.



Bird	Number Observed
Mourning Dove	<div>    </div> <p>Total: 4</p>
Blue Jay	<div>  </div> <p>Total: 2</p>
American Robin	<div>  </div> <p>Total: 2</p>
Northern Cardinal	<p>Total: 0</p>
Mallard Duck	<div>    </div> <p>Total: 3</p>

All animals need **food**, **water**, and **shelter** to live. What things did you see around the zoo that make it a good place for birds to live? List them here, and discuss with your teacher:

Pond

Plants

Building Ledges

Food

Fountain

Gardens

Trees

Berries